

# A90 RWA



## Actuator for swing opening Maximum angle 90°

### PRODUCT DESCRIPTION


Electric actuators, models A90 and A90 RWA, with double-link articulated chain, contained in special aluminum casing, complete with accessories and special chain guide for 90-degree swing opening. Operation at 230V 50Hz or 24V operation. The actuator can be installed for both outward and inward swing opening. Available version for synchronization and simultaneous operation of two actuators installed on one window. The actuator or pair of actuators can also be combined with the M00 electro-lock, to ensure that the window is hermetically sealed. CE-marked device and RWA 24V version verified according to EN12101-2 for smoke and heat evacuation systems.



Available with accessories for inward opening application



Available with accessories for outward opening application



Available with accessories for use on free sash via scrolling wheel



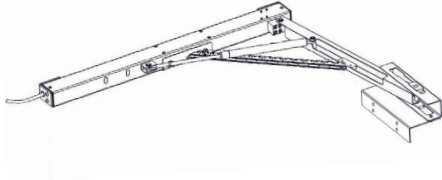
### TECHNICAL SPECIFICATIONS

#### A90 RWA 24V

#### A90 230V

Power voltage	24V d.c	230V ~ 50Hz
Max. initial force in thrust	400 N	400 N
Max. final force in traction	400 N	400 N
Maximum opening angle	100°	100°
Idle translation speed	13.3 mm/s	13.3 mm/s
Opening time (opening at 100°)	30 sec	30 sec
Absorbed current	1.2A	0.2A
Service type	S2 of 4 min	S2 of 4 min
Operating temperature	-5°C + 50°C	-5°C + 50°C
Protection Class	IP 30	IP 30
Synchronous operation of 2 actuators on the same window	YES	YES
Parallel connection option	YES	YES
Overlap from 0 to 50 mm with automatic learning	YES	YES
Dimensions	673 x 43 x 93 mm	673 x 43 x 93 mm

### A90 Actuator for swing opening linked to the sash

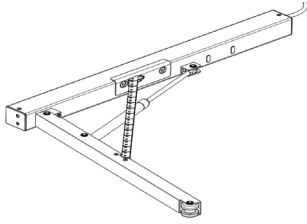


3E46#000010641 A90 actuator 230V inward 90 degrees swing opening  
 3E46#000010657 A90 actuator 230V outward 90 degrees swing opening

3E47#000010610 A90 RWA actuator 24V inward 90 degrees swing opening  
 3E47#000010629 A90 RWA actuator 24V outward 90 degrees swing opening

**Note:** Version for synchronized installation of 2 actuators on the same window available on request.


### A90 Actuator for swing opening free from the sash (via scrolling wheel)



3E46#000010660 A90 RWA actuator 24V inward 90 degrees swing opening  
 3E46#000010658 A90 actuator 230V outward 90 degrees swing opening

3E47#000010664 Attuatore A90 24V RWA apertura battente a 90 gradi verso interno  
 3E47#000010662 A90 RWA actuator 24V outward 90 degrees swing opening

### Accessories and spare parts



3E4601 Sash bracket for inward opening

3E4602 Sash bracket for outward opening

3E4603 Actuator brackets kit for inward opening

3E4604 Actuator brackets kit for outward opening

3E4605 Actuator brackets kit for ceiling mounting

